



	3
	3
	3
	4
	4
	4
	4
	4
	5
()	6
	7
	7
	7
2	14
3	19
4	21
5	26
6	32
	37
	44
	45
	45
	46

2022

2014

2021

2022

:
CAD/CAM/CAPP

;

97%

22 85 4 4 226 20 85 21 56
100% 3 13 2 ;
2 7 6
1:21

1.

	[redacted]	[redacted]	[redacted]	[redacted] [redacted]
	[redacted]	[redacted]	[redacted]	[redacted]
				[redacted] [redacted] [redacted]
				[redacted] [redacted]
				[redacted] [redacted]
				[redacted] [redacted]
				[redacted] [redacted]

2.

CAD CAE CAPP CAM

40

3.

19

11

6

2

2

7

100%

1

1

2

1

()

1.

5

2

2

2 1+X +

X

3

90%

23

5

:

1.1.1	
1.1.2	
1.1.3	
1.1.4	
1.1.5	
1.1.6	

1.

2

“ ” “ ” “ ” “ ”

3

1)

5

2022

2)

:

—

赛

— 赛

—

.

3)

“ ”

“ ” “ ”

” “ ”

4

“ ”

“

”

70%

4

1.	:
2.	
3.	
4.	
5.	
6.	
7.	
8.	

2

1.2.1	
1.2.2	
1.2.3	
1.2.4	
1.	
“ ”	
13	
“ ”	赛 赛

2

“

”

“

”

2

3

4

“

”

“

”

“

”

赛

“X”

“

”

“

”

1+X

1+X

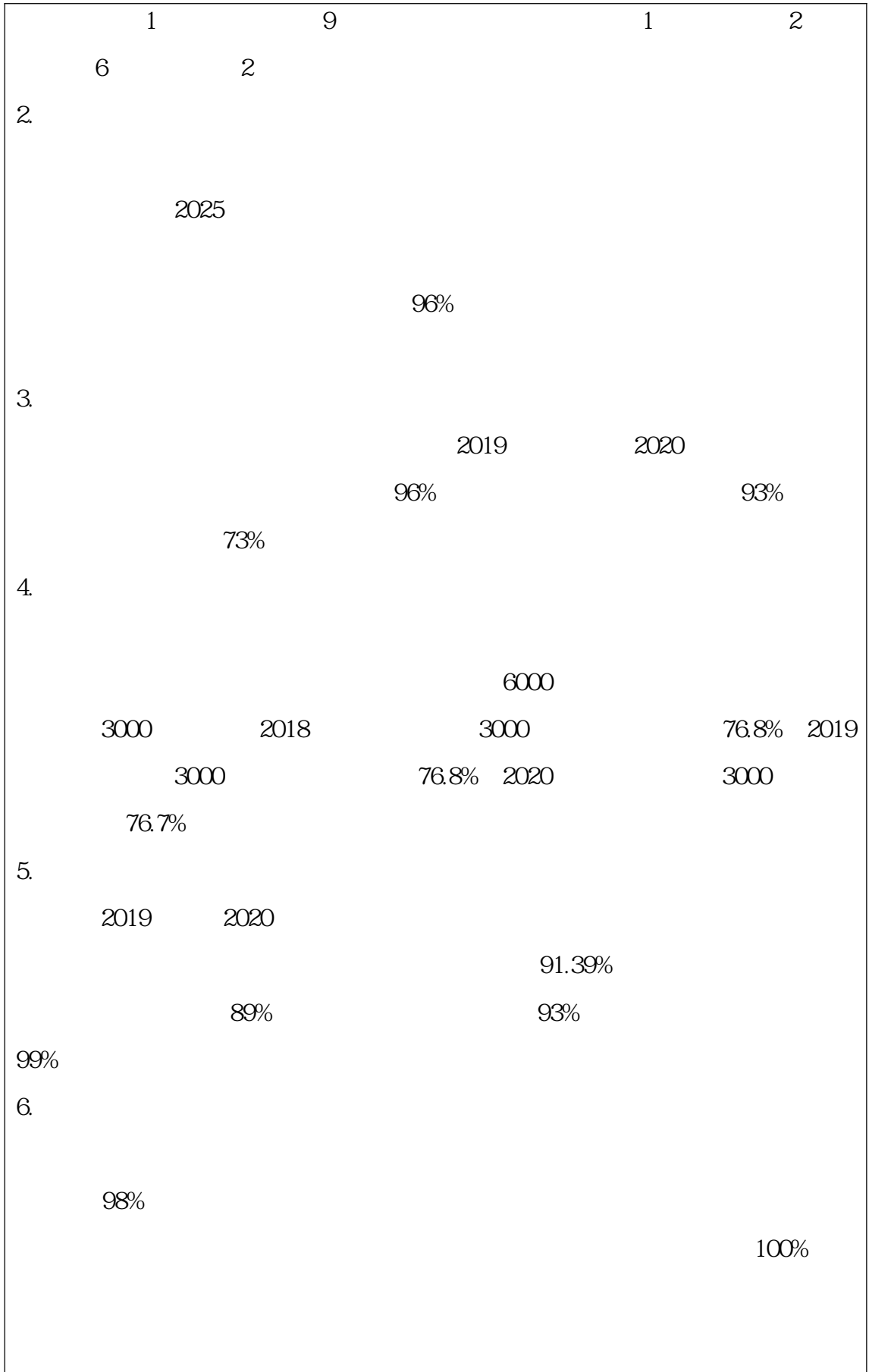
200

94%

5

- 1.
- 2.
- 3.
- 4.
- 5.
- 6.

1.3.1	
1.3.2	
1.3.3	
1.3.4	
1.3.5	
1.3.6	
1.3.7	
1.	



7.			92%
	81%	92%	
1.			
2.			
3.			
4.			
5.			

2

4

2.1.1	
2.1.2	
2.1.3	
2.1.4	,
2.1.5	

2.1.6	
2.1.3	

1.

2

3

4

5.

6.

1-2

1.

2

3.

4.

5.

5

2.2

2.2.1

--	--	--	--

2.3.1.	
2.3.2	
2.3.3	
2.3.4	
2.3.5	
2.3.6	
2.3.7	
2.3.8	
2.3.9	

1.

2

3

4. CAD

5. NX

6.

7. NX

UG

8.

1.

2.

2.

3.

4.

3.

7



	-		
1			
2			
1.	CAD		
2			
		CAD/CAM	
6			
3		/	
/			
	/		
4			
1.			
2			
3			
4			

	3.2														
<table border="1"> <tr> <td></td> <td></td> </tr> <tr> <td>3.2.1</td> <td></td> </tr> <tr> <td>3.2.2</td> <td></td> </tr> <tr> <td>3.2.3</td> <td></td> </tr> <tr> <td>3.2.4</td> <td></td> </tr> <tr> <td>3.2.5</td> <td></td> </tr> </table>						3.2.1		3.2.2		3.2.3		3.2.4		3.2.5	
3.2.1															
3.2.2															
3.2.3															
3.2.4															
3.2.5															
1.															
2.		667													
3.			1346												
4.		29	754												
5.			288												
1.															
[2019]13															
2.															
3.															
4.															
	4.1														


4.1.1	
4.1.2	
4.1.3	
4.1.4	
4.1.5	

							13
	6	2	9	4	6	3	
2	4						
1.	6						3
	1:20.1						
2			100%				
3			53%				
4		45		51%			
5			2		63%		

--	--	--	--	--	--	--	--

1.
2.
3.


	4.2		
4.2.1			
4.2.2			
4.2.3			
4.2.4			
4.2.5			
4.2.6			
1.	63%		
2.	5	6	50%




	4.3		
4.3.1			
4.3.2			
4.3.3			

1.	
2	
	1
1.	
2	
3	
4	
5.	
6	
7.	

	4.4
4.4.1	
4.4.2	
18	
4.4.3	
4	



5.



				[REDACTED]
				[REDACTED]
				[REDACTED]
				[REDACTED]
				[REDACTED]
				[REDACTED]
				[REDACTED]

2

“ ”

5

“ ”

“ ”

3

1.

2

3

4

5.

	5.2		
5.2.1			
5.2.2			
5.2.3			
5.2.4			
1.			
	3	4	
2.			
	314096	148000	98121
3.			
			5G
			1
	2		
2000			
4			
2021		30	
1.			
2.			
3.			
4.			

	5.3										
<table border="1"> <tr> <td></td> <td></td> </tr> <tr> <td>5.3.1</td> <td></td> </tr> <tr> <td>5.3.2</td> <td></td> </tr> <tr> <td>5.3.3</td> <td></td> </tr> </table>						5.3.1		5.3.2		5.3.3	
5.3.1											
5.3.2											
5.3.3											
1.	9										
2.	2700	1545									
3.			6S								
1.											
2.											
3.											
4.											
5.											
	5.4										

5.4.1	
5.4.2	
5.4.3	
5.4.4	
5.4.5	
5.4.6	
5.4.7	
5.4.8	
5.4.9	
5.4.10	

1. 8-20 1-16 29
180
- 2.
- 3.
- 4.
5. “ ”
6. “ ”
7. “ ”
8. “ ”
- 9.

10.

“ ”

1.

2.

3.

4.

5.

6.

17

	6.1		
6.1			
2022			
1.			

18

	6.2						
<table border="1"> <tr> <td></td> <td></td> </tr> <tr> <td>6.2</td> <td></td> </tr> </table>						6.2	
6.2							
<p>1</p> <p>2</p> <p>1.</p> <p style="text-align: right;">2</p>							

	6.3						
<table border="1"> <tr> <td></td> <td></td> </tr> <tr> <td>6.3</td> <td></td> </tr> </table>						6.3	
6.3							
<p>1.</p> <p style="text-align: center;">2</p> <p style="text-align: center;">12</p>							

2	
	4
1.	CAD
2	
3	
4	
	6
1.	CAD
2	
3	
4	
5	
6	
1.	
2	

	6.4		
6.4			

	“ ”	
1.		-
2.		
3.	“ ”	-
1.		

	6.5		
6.5			
	“ ”		
1.		-	
2.			
3.	“ ”	-	
1.			

	6.6						
<table border="1"> <tr> <td></td> <td></td> </tr> <tr> <td>6.6</td> <td></td> </tr> </table>						6.6	
6.6							
2							
1							
1.							

	6.7						
<table border="1"> <tr> <td></td> <td></td> </tr> <tr> <td>6.7</td> <td></td> </tr> </table>						6.7	
6.7							
		107.75	4542				
1500			77.85				
		“					
”							

- 1.
- 2.
- 3.

	1.		
1.1			
1.2			
1.3			
1.			
2021			
2022			
2025			

2

1.

2

3 $1+X$

2

3

4

2

PDCA

1.

2



	3.“ ”		
--	-------	--	--

3.1	
3.2	
3.3	

1.

2025

赛

2

3


6

12

1. “ ”

2

4.



	5.		
5.1			
5.2			
5.3			

5.4	

1.

2025

2.

5

1

5

2018		67
2019		82
2020		80
2021		56
2022		85

2

5

2018		97.06%	90.91%
2019		100%	81.82%
2020		97.37%	62.16%

2021		98.31%	68.97%
2022		96.20%	75%

3

2018 2020

77.844

4

2018-2022

“ ”

“ ”

“ ”

1.

2

1.

226

13

6

2

1.	1.1	
	1.2	
	1.3	
2	2.1	
	2.2	
	2.3	
	2.4	
3“ ”	3.1	
	3.2	
	3.3	
4	4.1	
	4.2	
5.	5.1	
	5.2	
	5.3	
	5.4	
	5	16 0
	0	